



3 DIMENSIONAL PLASTIC MODELS



TURN YOUR VIRTUAL RENDERING INTO A PHYSICAL ARCHITECTURAL MODEL



INSTANT DESIGN COMMUNICATION

YOU DESIGN IT. WE BUILD IT.

BRING A NEW DIMENSION TO YOUR REVIEW PROCESS

What is a RedEye ARC model?

- Accurate, durable replica of your project in ABS.
- Interactive model with removable floors to reveal interior floor plan.
- Exterior detail includes all stone, tile and texture.
- Interior detail includes all fixtures and appliances.

What are the benefits of using a RedEye ARC model?

- Quicker city and community approval.
- Client design communication tool.
- 100 percent accurate floor plan.
- Instant room recognition.


How big are the models?

RedEye ARC's models are generally built at a quarter scale (1 inch = 4 feet). However, we can build models as big or as small as it takes to better communicate your design. RedEye Arc's 3D printing technology features a 36 x 24 x 36 inch build envelope.


How much does it cost and what is the turn around?

The cost of a RedEye ARC model is based on time and material consumed by the model build. Depending on the size and complexity of the model, we can build a project in as little as 24 hours and up to two weeks.

WHY RENDER?



WHEN WE CAN BUILD IT.



INSTANT DESIGN COMMUNICATION

RedEye ARC
8081 Wallace Road
Eden Prairie, MN 55344

Phone: 952-294-1574
Email: Info@RedEyeARC.com
www.RedEyeARC.com